

Rynite® 545 NC010

THERMOPLASTIC POLYESTER RESIN

Common features of Rynite® thermoplastic polyester include mechanical and physical properties such as excellent balance of strength and stiffness, dimensional stability, creep resistance, heat resistance, high surface gloss and good inherent electrical properties at elevated temperature. It can be processed over a broad temperature range and has excellent flow properties.

Rynite® thermoplastic polyester resins are typically used in demanding applications in the automotive, electrical and electronics, appliances where they successfully replace metals and thermosets, as well as other thermoplastic polymers.

Rynite® 545 NC010 is a 45% glass reinforced modified polyethylene terephthalate resin.

Product information

Resin Identification	PET-GF45	ISO 1043
Part Marking Code	>PET-GF45<	ISO 11469

Rheological properties

Viscosity number	55 cm ³ /g	ISO 307, 1157, 1628
Moulding shrinkage, parallel	0.2 %	ISO 294-4, 2577
Moulding shrinkage, normal	0.8 %	ISO 294-4, 2577
Postmoulding shrinkage, normal, 48h at 80°C	0.35 %	ISO 294-4
Postmoulding shrinkage, parallel, 48h at 80°C	0.05 %	ISO 294-4

Typical mechanical properties

Tensile Modulus	15500 MPa	ISO 527-1/-2
Stress at break	182 MPa	ISO 527-1/-2
Strain at break	2 %	ISO 527-1/-2
Flexural Modulus	13500 MPa	ISO 178
Compressive strength	230 MPa	ISO 604
Shear Strength	50 MPa	ASTM D 732
Tensile creep modulus, 1h	15600 MPa	ISO 899-1
Tensile creep modulus, 1000h	13300 MPa	ISO 899-1
Charpy impact strength, 23°C	60 kJ/m ²	ISO 179/1eU
Charpy impact strength, -30°C	40 kJ/m ²	ISO 179/1eU
Charpy notched impact strength, 23°C	11 kJ/m ²	ISO 179/1eA
Charpy notched impact strength, -30°C	11 kJ/m ²	ISO 179/1eA
Izod notched impact strength, 23°C	11 kJ/m ²	ISO 180/1A
Hardness, Rockwell, M-scale	100	ISO 2039-2
Hardness, Rockwell, R-scale	120	ISO 2039-2
Poisson's ratio	0.33	

Rynite® 545 NC010

THERMOPLASTIC POLYESTER RESIN

Thermal properties

Melting temperature, 10°C/min	252 °C	ISO 11357-1/-3
Glass transition temperature, 10°C/min	90 °C	ISO 11357-1/-3
Temp. of deflection under load, 1.8 MPa	226 °C	ISO 75-1/-2
Temp. of deflection under load, 8 MPa	180 °C	ISO 75-1/-2
Vicat softening temperature, 50°C/h, 50N	230 °C	ISO 306
Coeff. of linear therm. expansion, parallel	15 E-6/K	ISO 11359-1/-2
Coeff. of linear therm. expansion, normal	83 E-6/K	ISO 11359-1/-2
Thermal conductivity	0.32 W/(m K)	ISO 22007-2
Eff. thermal diffusivity	1.4E-7 m²/s	
RTI, electrical, 0.75mm	140 °C	UL 746B
RTI, electrical, 1.5mm	140 °C	UL 746B
RTI, electrical, 3mm	140 °C	UL 746B
RTI, impact, 0.75mm	140 °C	UL 746B
RTI, impact, 1.5mm	140 °C	UL 746B
RTI, impact, 3mm	140 °C	UL 746B
RTI, strength, 0.75mm	140 °C	UL 746B
RTI, strength, 1.5mm	140 °C	UL 746B
RTI, strength, 3mm	140 °C	UL 746B

Flammability

Burning Behav. at 1.5mm nom. thickn.	HB class	IEC 60695-11-10
Thickness tested	1.5 mm	IEC 60695-11-10
UL recognition	yes	UL 94
Burning Behav. at thickness h	HB class	IEC 60695-11-10
Thickness tested	0.75 mm	IEC 60695-11-10
UL recognition	yes	UL 94
Oxygen index	20 %	ISO 4589-1/-2
Glow Wire Flammability Index, 2mm	750 °C	IEC 60695-2-12
Glow Wire Flammability Index, 3mm	850 °C	IEC 60695-2-12
Glow Wire Ignition Temperature, 3mm	825 °C	IEC 60695-2-13
Glow Wire Temperature, No Flame, 1mm	775 °C	IEC 60335-1
Glow Wire Temperature, No Flame, 1.5mm	775 °C	IEC 60335-1
Glow Wire Temperature, No Flame, 2mm	775 °C	IEC 60335-1
Glow Wire Temperature, No Flame, 3mm	850 °C	IEC 60335-1
FMVSS Class	B	ISO 3795 (FMVSS 302)
Burning rate, Thickness 1 mm	<80 mm/min	ISO 3795 (FMVSS 302)

Electrical properties

Relative permittivity, 100Hz	4.5	IEC 62631-2-1
Relative permittivity, 1MHz	4.4	IEC 62631-2-1
Dissipation factor, 100Hz	70 E-4	IEC 62631-2-1
Dissipation factor, 1MHz	110 E-4	IEC 62631-2-1
Volume resistivity	1E13 Ohm.m	IEC 62631-3-1

Rynite® 545 NC010

THERMOPLASTIC POLYESTER RESIN

Surface resistivity	1E14 Ohm	IEC 62631-3-2
Electric strength	32 kV/mm	IEC 60243-1
Comparative tracking index	250	IEC 60112
Comparative tracking index	2 PLC	UL 746A

Other properties

Humidity absorption, 2mm	0.14 %	Sim. to ISO 62
Water absorption, 2mm	0.62 %	Sim. to ISO 62
Density	1690 kg/m ³	ISO 1183

VDA Properties

Fogging, G-value (condensate)	mg	ISO 6452
-------------------------------	----	----------

Injection

Drying Recommended	yes
Drying Temperature	120 °C
Drying Time, Dehumidified Dryer	4 - 6 h
Processing Moisture Content	≤0.02 ^[1] %
Melt Temperature Optimum	285 °C
Min. melt temperature	280 °C
Max. melt temperature	300 °C
Max. screw tangential speed	0.2 m/s
Mold Temperature Optimum	120 °C
Min. mould temperature	110 °C
Max. mould temperature	130 ^[2] °C
Hold pressure range	≥80 MPa
Hold pressure time	4 s/mm
Back pressure	As low as possible
Ejection temperature	170 °C

[1]: At levels above 0.02%, strength and toughness will decrease, even though parts may not exhibit surface defects.

[2]: (6mm - 1mm thickness)

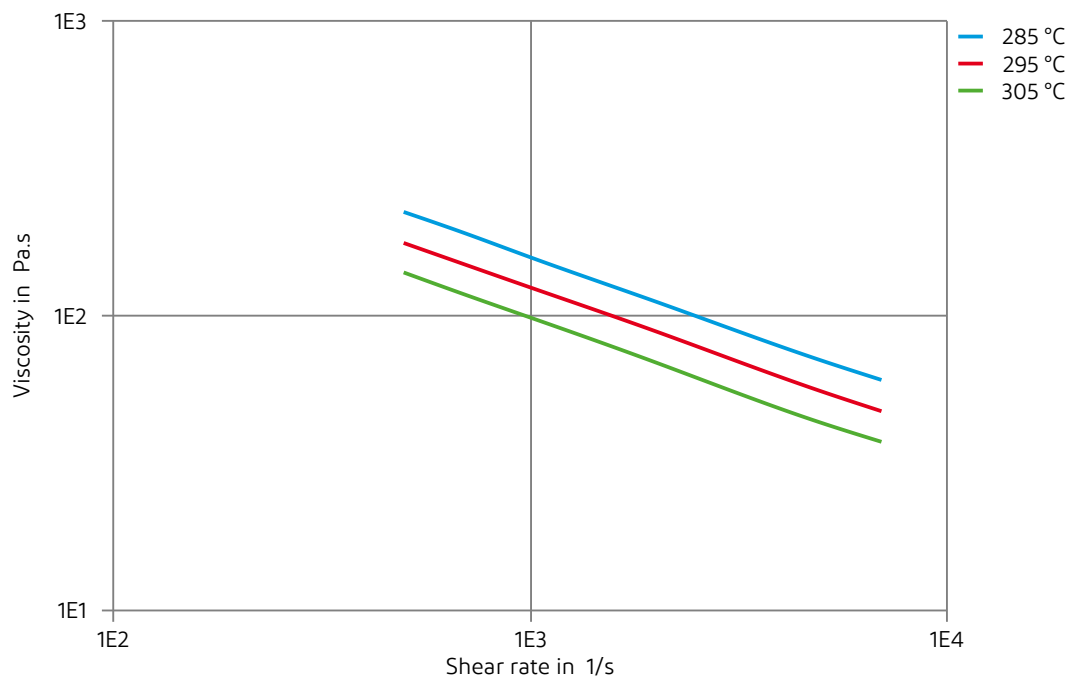
Characteristics

Additives	Release agent
-----------	---------------

Rynite® 545 NC010

THERMOPLASTIC POLYESTER RESIN

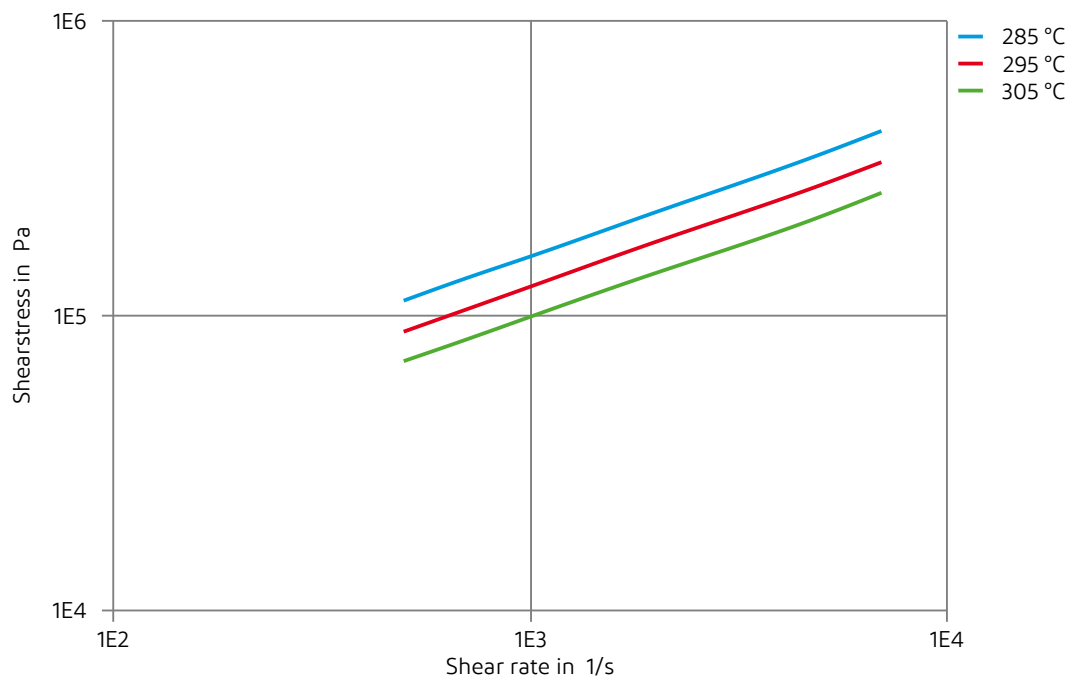
Viscosity-shear rate



Rynite® 545 NC010

THERMOPLASTIC POLYESTER RESIN

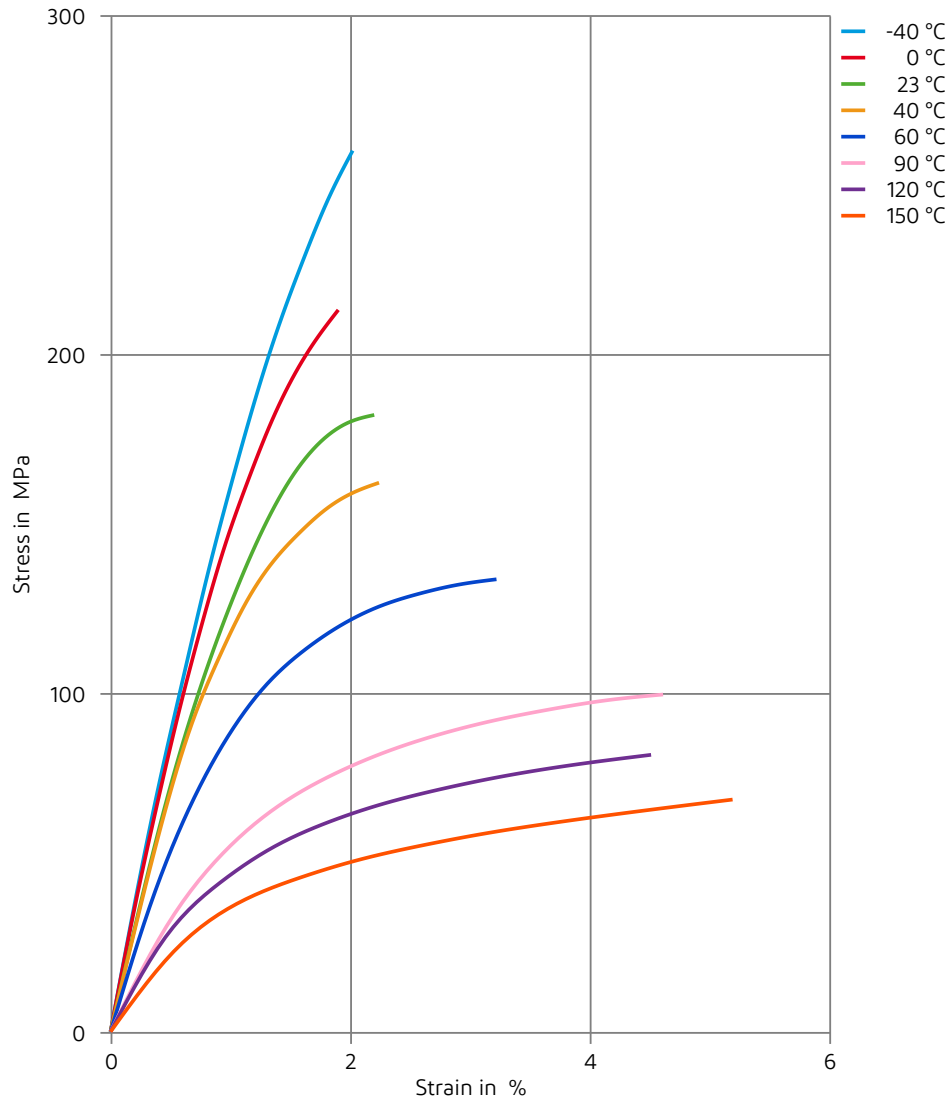
Shearstress-shear rate



Rynite® 545 NC010

THERMOPLASTIC POLYESTER RESIN

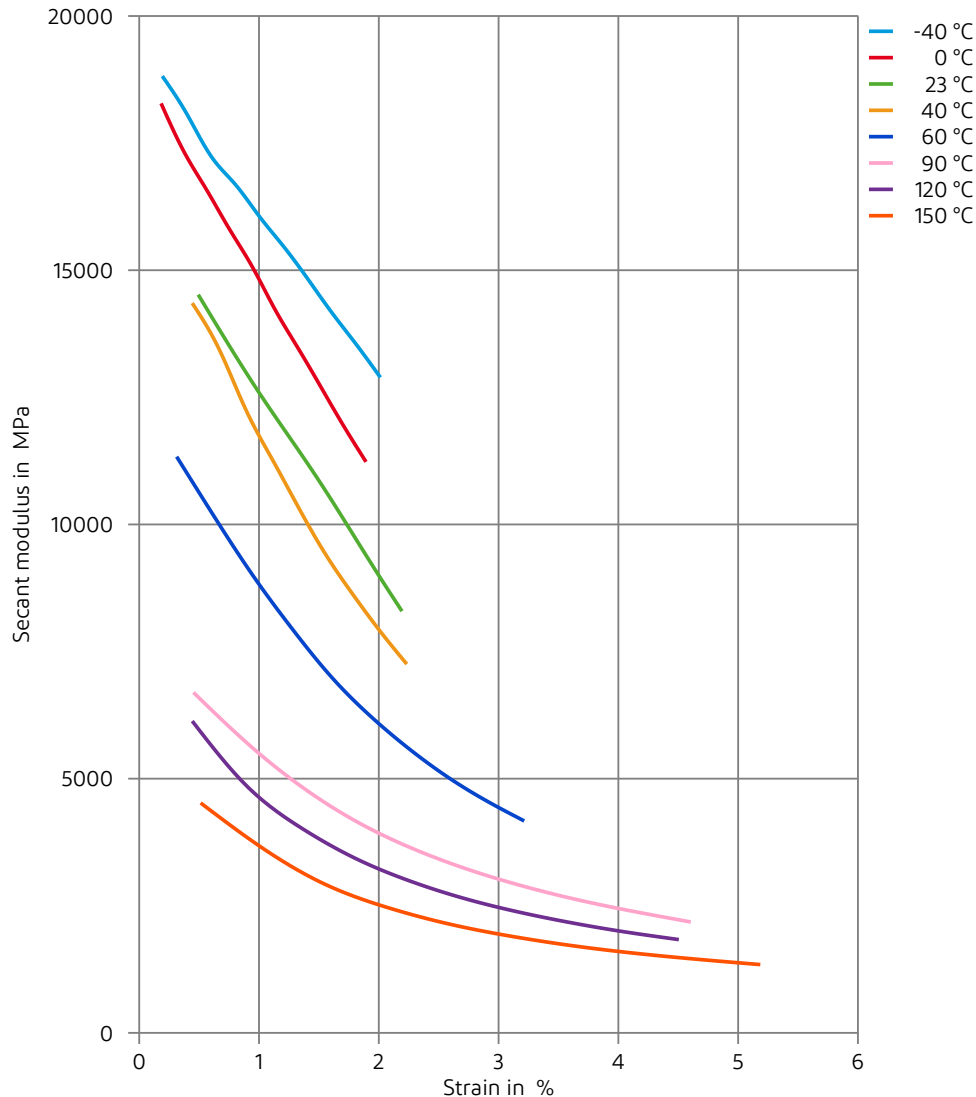
Stress-strain



Rynite® 545 NC010

THERMOPLASTIC POLYESTER RESIN

Secant modulus-strain



Printed: 2023-01-06

Page: 7 of 7

Mobility & Materials

The information set forth herein is furnished free of charge, is based on technical data that Celanese believes to be reliable, and represents typical values that fall within the normal range of properties. This information relates only to the specific material designated and may not be valid for such material used in combination with other materials or in other processes. It is intended for use by persons having technical skill, at their own discretion and risk. This information should not be used to establish specification limits nor used alone as the basis of design. Handling precaution information is given with the understanding that those using it will satisfy themselves that their particular conditions of use present no health or safety hazards and comply with applicable law. Since conditions of product use and disposal are outside our control, we make no warranties, express or implied, and assume no liability in connection with any use of this information. As with any product, evaluation under end-use conditions prior to specification is essential. Nothing herein is to be taken as a license to operate or a recommendation to infringe on patents.

CAUTION: Do not use Celanese materials in medical applications involving implantation in the human body or contact with internal body fluids or tissues unless the material has been provided from Celanese under a written contract or other acknowledgement that is consistent with the Celanese policy regarding medical applications and expressly acknowledges the contemplated use. For further information, please contact your Celanese representative.

Celanese's sole warranty is that our products will meet our standard sales specifications in effect at the time of shipment. Your exclusive remedy for breach of such warranty is limited to refund of purchase price or replacement of any product shown to be other than as warranted. TO THE FULLEST EXTENT PERMITTED BY APPLICABLE LAW, CELANESE SPECIFICALLY DISCLAIMS ANY OTHER EXPRESS OR IMPLIED WARRANTY OF FITNESS FOR A PARTICULAR PURPOSE, MERCHANTABILITY, OR NON-INFRINGEMENT. CELANESE DISCLAIMS LIABILITY FOR ANY SPECIAL, INCIDENTAL, OR CONSEQUENTIAL DAMAGES.

Celanese™, the Celanese Logo, and all trademarks and service marks denoted with ™, SM or ® are owned by affiliates of Celanese Corporation unless otherwise noted.

© 2022 Celanese Corporation. All rights reserved.